

## READ INFORMATION COMPLETELY PRIOR TO USE

See Limited Warranty and Translations in Français/Italiano/Portuguese/Español/Nederlands at [WWW.SIDESHIELD.COM](http://WWW.SIDESHIELD.COM)

**NOTICE:** This SideWear® shield provides LIMITED eye protection. It has been tested by an independent testing laboratory and certified compliant to the high velocity impact requirements of ANSI Z87.1-2003 however it will not protect against all possible eye hazards. This test procedure does not suggest that this product is indestructible, unbreakable or impenetrable.

**CAUTION:** NEVER use this product to protect against severe hazards such as but not limited to explosives, fragmenting grinding wheels or abrasive discs, molten metal, lasers, welding, brazing, torch cutting, nail guns, sports activities, simulated war or paintball games or similar activities. Use additional appropriate protective equipment such as face shields. Dress eyewear is not compliant to Z87 and even when equipped with SOS compliant SideWear® components, this combination shall not be worn in an industrial work environment. Reference ANSI paragraph 2.3.2 page 9.

**WARNING:** MAINTAINANCE & CARE is important to a continuing level of protection. Contact with certain chemicals, including those in some sunscreens, bug repellents and lens cleaners may cause a substantial reduction in impact resistance. To clean, wash in a mild soap solution and rinse in clean water. Inspect product prior to each use for pits, scratches, crazing or discoloration and replace when any of these conditions exist.

**WARRANTY:** SOS warrants to purchaser of its SideWear® that these products are free of defects in material and workmanship for a period of one year from date of purchase. If the product is found defective in materials or workmanship and returned to SOS within the warranty period, it will be replaced. Replacement constitutes the sole remedy for breach of this warranty. Unless prohibited by applicable law, Safety Optical Service Disclaims all other expressed or implied warranties and shall not have any other obligation or liability. This warranty does not apply to defects or damage from misuse, alteration, use of unapproved cleaning agents, improper fit on glasses with which the product is used or use unintended by SOS. In particular, this warranty does not apply to, and SOS is not responsible for, any defect, damages or loss suffered or incurred where our universal SideWear® is attached to frames which have not been tested to the applicable paragraphs of ANSI Z87.1-2003.

**SOS SideWear® Shields have been tested to OSHA 29CFR1910 and ANSI Z87.1-2003 by an INDEPENDENT TESTING LABORATORY and found COMPLIANT.**  
Patent No. 5,748,278,6,393,609 B1 and others.

Distribute one with  
each set of Sideshields.

### IMPORTANT INFORMATION

- Proper Selection
- Simple Adjustment
- Mounting Instructions
- Required Maintenance

Call, Fax or E-mail for the location  
of your nearest distributor:


[www.SideShield.com](http://www.SideShield.com)

TOLL FREE: 866-919-2020

FAX: 972-353-4020



## Universal Sidewear™ ANSI Z87.1 2003 Compliant



The following measurements are  
given as selection guidelines:

**1.182" to 1.70"** (30mm to 43mm)

Best Fit for:

- ☒ Small Frames
- ☒ Medium Frames
- ☐ Large Frames

### Which Sidewear™ is Right for You?



Best Fit for:

- ☐ Small Frames
- ☒ Medium Frames
- ☒ Large Frames

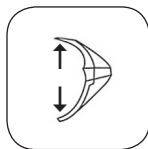
The following measurements are  
given as selection guidelines:

**1.25" to 2.125"** (32mm to 54mm)

TAKE  
ONE

## ① Adjustment is Simple

After selecting Sideshield, some minor adjustment may be necessary to obtain proper fit. **Our exclusive patented Living Hinge™, permits adjustments to larger, average and smaller frames.**



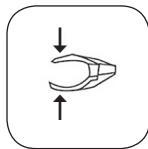
### **Larger Frames:**

Open Sideshield until slightly smaller than frame size and install.



### **Average Frames:**

Ensure Sideshield is slightly smaller than frame size and install.

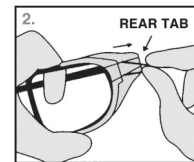
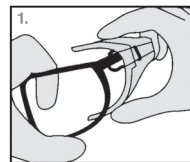


### **Smaller Frames:**

Close Sideshield until slightly smaller than frame size and install.

## ② Mounting is Easy

**1 • Insert LEFT temple through large loop** of black mounting band on the inside of the LEFT sideshield (Fig. 1)



**2 • Hold frame and sideshield firmly while stretching the band** outward and back to fit **into the retaining grooves and over the rear tab.** (Fig. 2)

**3 • Inspect the sideshield alignment** to be certain the frame is centered **between the top and bottom ribs.** Then, repeat these steps for the right side.

**4 • The sideshields are now affixed to the frame front** and temples will fold without the sideshields moving.

## Packaging Options

- **B-26+:** Glacier Clear / Fits Small and Medium Frames
- **B-52+:** Clear / Fits Small, Medium and Large Frames
- **CP-5226:** Combination Package of B-52 and B-26
- **SM-5327:** Combination Package of "G2 Medium" Sunglass Tint
- **B-22 Safe Mate®:** Available in Clear, Ice Blue, Amber, Grey and Ebony

Clear: Allows maximum light transmission – applications indoor/outdoor where high light transmittance is needed.

Ice Blue: Reduces glare while at the same time improves clarity and sharpness of vision. The blue lens blocks out yellow light while mitigating glare and eye fatigue.

Amber: Allows maximum light transmission - Improves contrast and gives a sensation of heightened visual acuity.

Grey: Provides light filtering protection from glare in outdoor or bright light environments - effective at blocking glare without changing color perception.

Ebony: Completely opaque and effective at blocking visible light – mitigates impact of glare and visual distractions from the peripheral - appropriate only for lateral optical occlusion